Stock code：3465

NEW ADVANCED ELECTRONICS TECHNOLOGIES CO., LTD.

Year 2026 Investor Conference

November 5, 2026

Agenda

- Operational Overview.
- Industry Overview.
- Future Outlook.

Disclaimer

- The financial figures in this presentation are prepared in accordance with International Financial Reporting Standards (IFRS) and had been audited or reviewed by certified public accountants.
- The company has not released financial forecasts. Any statements in this presentation regarding the company's financial or business outlook, including views on future operations and industry developments, may differ from actual future results. Such differences may arise from various uncontrollable risk factors, including changes in market demand, price fluctuations, competitive behavior, international economic conditions, exchange rate fluctuations, and developments in the upstream and downstream supply chain.
- All forward-looking information in this presentation reflects the company's views on the future as of the date of this presentation. The company assumes no obligation to update or revise the contents of this presentation due to new events or circumstances. Investors should not interpret forward-looking information as legally binding commitments.

01. Operational Overview-Company Profile

- NAE has extensive experience in acoustics, mechanics, electronics, wooden products, and software technologies. Operating under OEM or ODM models, the company provides comprehensive solutions for product development, design, and manufacturing to international professional audio brands.



2024/5

- OXTOP New Factory Completed



2025/7

- VNAE loudspeaker production capacity expansion

2025/9

- VNAE establishes AVR business group



2026/1

- VNAE completes self-manufacturing of PCBA



2026/9

- First AVR to be mass-produced and shipped



2026/11

- First New AVR in trial production

Global Strategy

North America、Europe 、Japan ：
Major markets of professional speakers



Factory
China



Development Office
Japan



Headquarter
Taiwan



Factory
Vietnam



Technical & Supply
Malaysia



Sales Office
Hong Kong

Recent Financial Performance

Period	2025 Y	2025 Q3	2025 Q1-3	2026 Q3	2026 Q1-3
Operating revenue (Unit: NT$1,000)	1,675,949	490,373	1,324,778	519,280	1,473,409
Operating revenue growth rate(YOY)	5.68%	-14.04%	17.21%	5.89%	11.22%
Margin rate	19.90%	16.97%	19.83%	9.55%	11.34%
Operating profit margin	2.14%	-1.00%	3.49%	-7.75%	-6.70%
EPS (NT dollars)	0.04	0.29	-0.10	-0.37	-1.10

Sales product mix

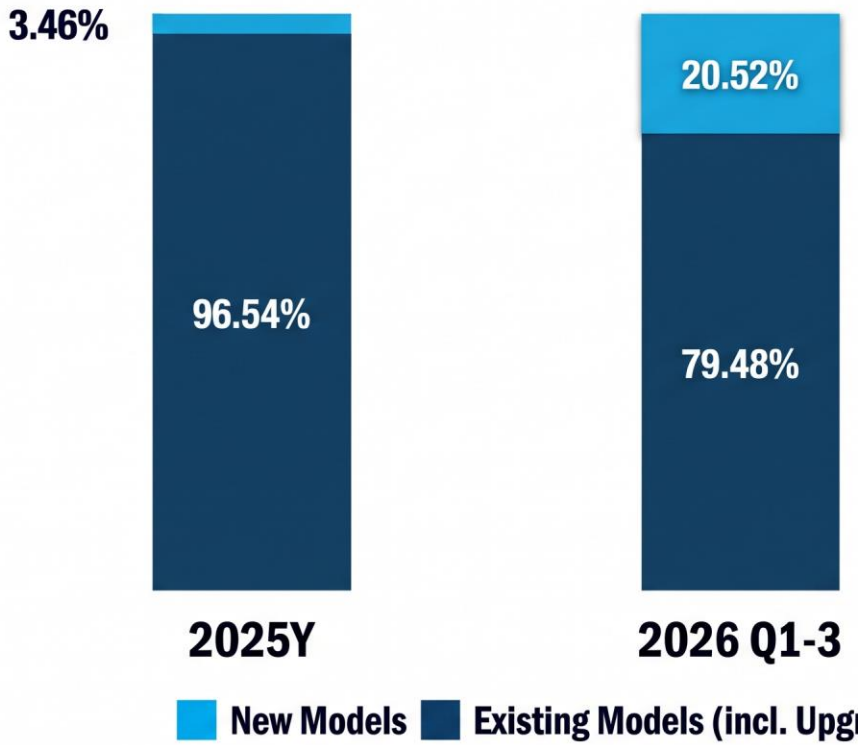

New Models:
Significant Growth
+17.06%



Operating revenue by region

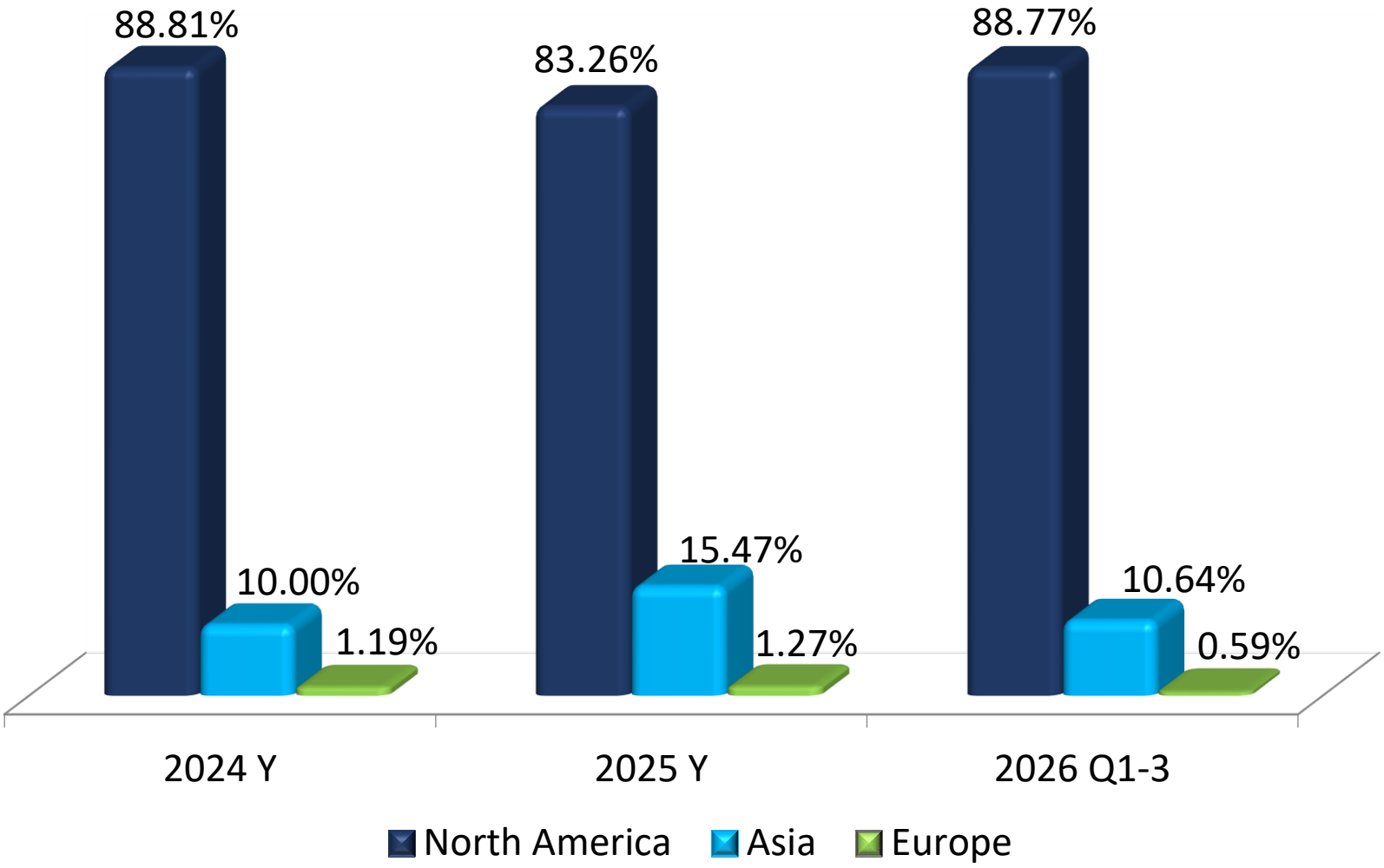

Globalized production layout

Evolution of Global Production Footprint

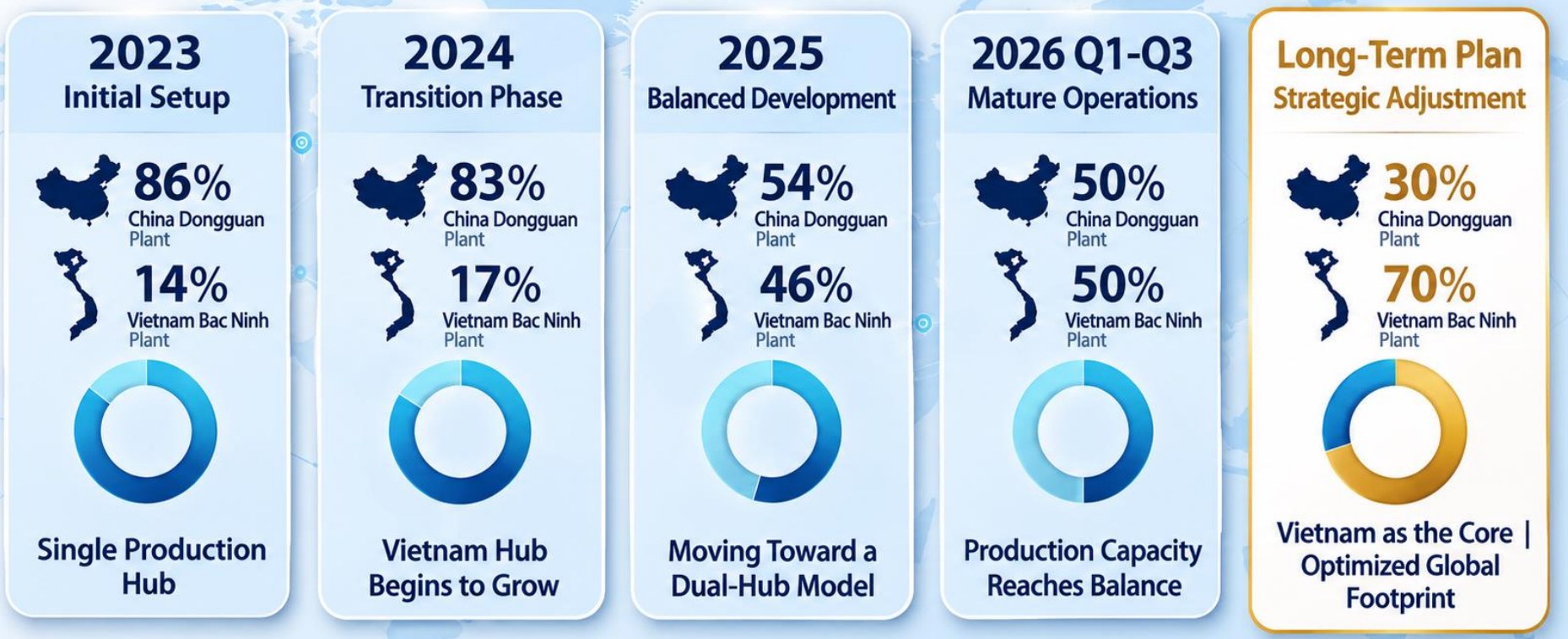

Globalized production layout



02. Industry Overview - Upstream,Midstream, and Downstream Industries

Professional Audio Product Industry Chain

UPSTREAM: KEY COMPONENTS & CORE TECHNOLOGIES



Audio Chips & Processors
Integrated Circuits (IC), DSP/DAC



Electroacoustic Components
Microphone Capsules, Transducers, Voice Coils, Magnets



Electronic & Optical Components
Printed Circuit Boards (PCB), Passive Components, Transformers, Cables & Connectors (XLR, Jack)



Software & Algorithm R&D
DSP Algorithms, Noise Reduction, Spatial Audio

MIDSTREAM: EQUIPMENT MANUFACTURING & SYSTEM INTEGRATION



Acoustics & Electronics Integration
Acoustic & Structural Design, System Integration & Tuning

Acoustic & 结构 design, System Integration

Professional Equipment Production & Assembly



Testing & Calibration



Anechoic Chamber Measurement, Functional Testing, QA Inspection

DOWNSTREAM: SALES CHANNELS & DIVERSIFIED APPLICATIONS

Diversified Sales & Services



Brand Distribution



Musical Instruments & Audio Stores



Online E-Commerce



System Integration & Engineering

Diversified Application Scenarios



AV Entertainment



Commercial
Live Performances, Cinema, Recording



Public Space Installation



Automotive Audio



Smart Home Appliances

Overview of the audio product market

- According to the Global Market Insight report, the global audio products market size is projected to reach US$95.4 billion in 2026 and US$100.3 billion in 2027, Based on a compound annual growth rate of 5.2%, the growth is projected to reach USD 150.7 billion by 2035, with audio systems accounting for approximately 62% of the total.

- North America is the main sales market, accounting for about 40% of the total market size. With a compound annual growth rate of 4.1%, it is projected to grow to US$55 billion by 2035.

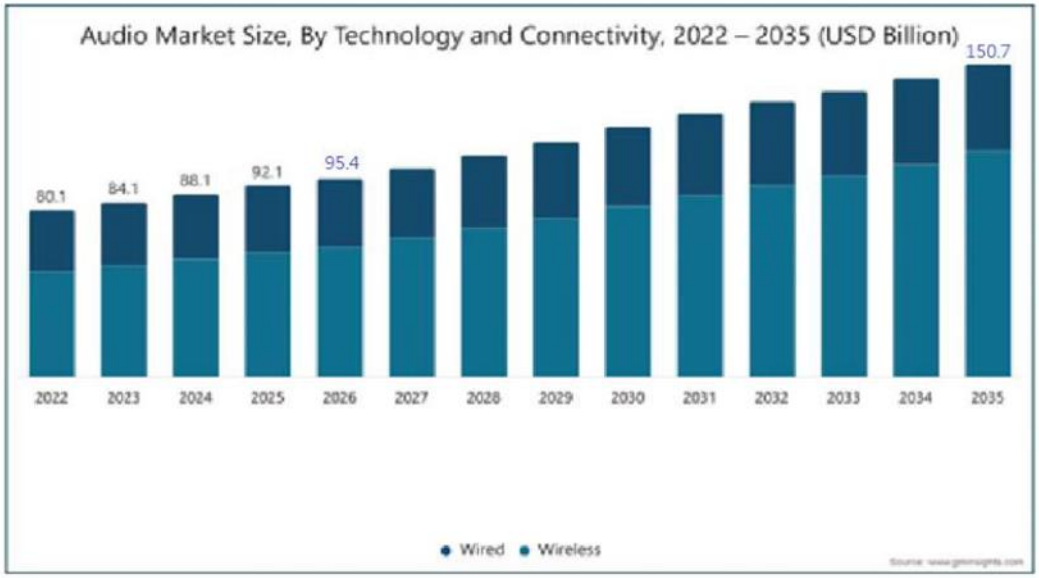

Overview of the audio product market-AVR

- According to the Business Research Insight report, the global AV receiver (AVR) market size is projected to reach US$1.31 billion in 2026, Based on a compound annual growth rate of 2.5%, the growth is projected to reach USD 1.76 billion by 2035.

- North America is the main sales market, accounting for over 30%.

- 5.1/5.2 channel is currently the main core market; 7.1/7.2 channel targets users who have high requirements for sound positioning and spatial immersion.

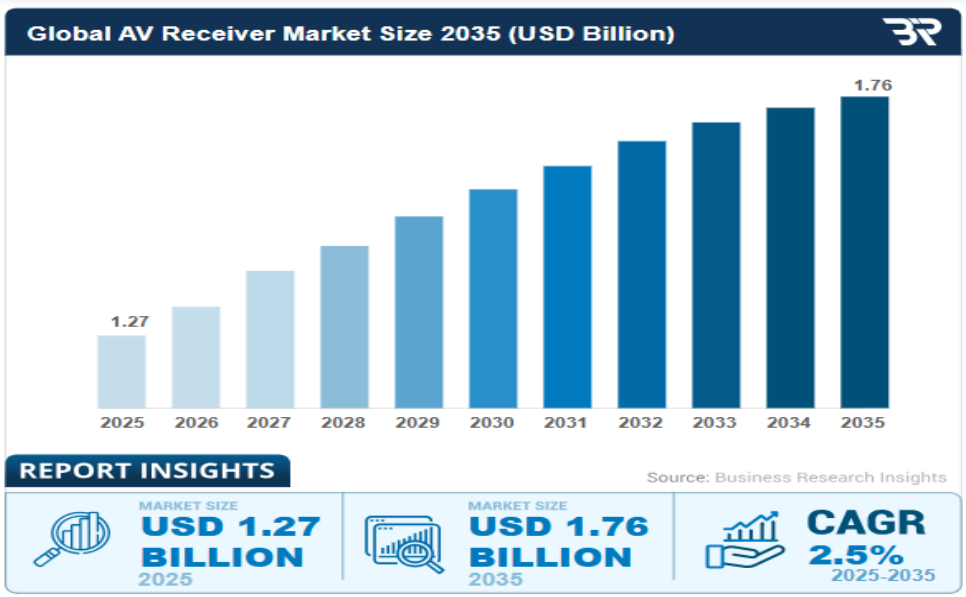

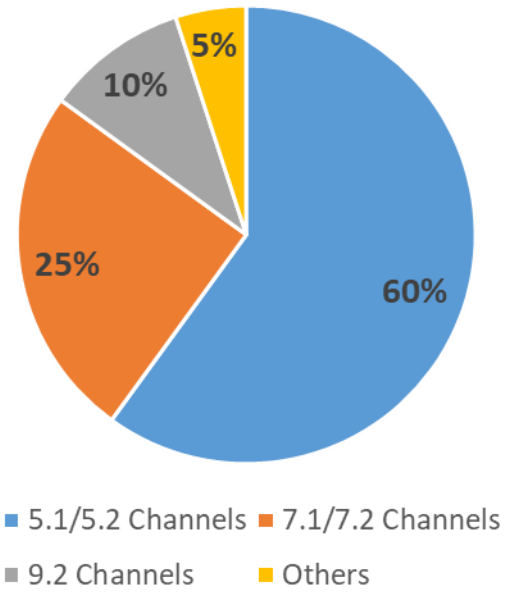

Major brands of AVR

SONY

harman/kardon by HARMAN

marantz

ROTEL

YAMAHA

ONKYO

Integra

DENON

INKEL

NAD

03.Future Outlook-Audio system overall solution







Phase I

Production Technology & Supply Chain

Phase II

Research & Design

Phase III

Professional audio system overall solution

We dedicate ourselves to being the best partner for your audio solutions.

Long-term Partners



















Q&A



If you have any questions or feedback regarding our business performance, industry overview, or future outlook, please feel free to scan the QR Code on the screen. We will be more than happy to answer your questions.

Professional Excellence, Creating the Perfect Harmony

https://naeaudio.com